



P.L. LIGHT SYSTEMS

THE LIGHTING KNOWLEDGE COMPANY

T: 905.563.4133
 Toll Free: 1.800.263.0213
 F: 905.563.0445
 www.plight.com



FIXTURE	HSE NXT-LP
Project	
Notes	



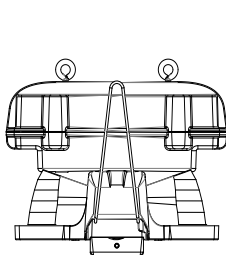
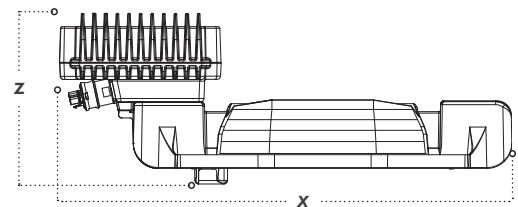
TECHNICAL SPECIFICATIONS*			
RATED MAIN VOLTAGE	240V	277V	347V
Input Current	1.44A	1.25A	1.00A
Power Factor	>0.98	>0.98	>0.95
Input Frequency	50/60Hz		
Actual Input Power	345W		
CRI	95		
Lamp Type	315 WATT CMH PGZX18		

*Accurate to ± 10%

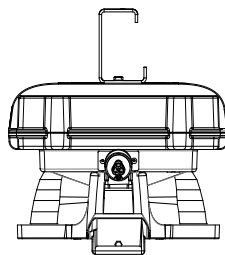


For maximum lifetime and performance of the ballast and lamp, do not rapidly cycle luminaire on and off. Always observe 15-30 minute wait time when luminaire is turned off before applying power again (restrike) to allow lamp to cool sufficiently. The control system should be limited to 2 power-up (strikes) / day. Excessive strikes / day may decrease the life of the ballast and/or lamp.

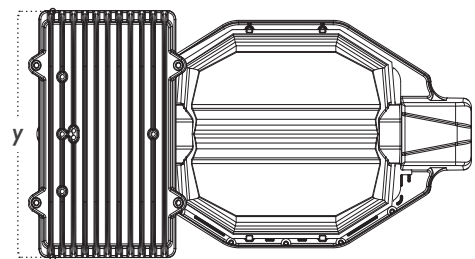
DIMENSIONS	
x = length	21.5 in. (54.61 cm)
y = width	11.00 in. (27.94 cm)
z = height	8.25 in. (20.96 cm)
weight	9.41 lb. (4.25 kg)



Chain Mount Bracket – Front View



Track/Truss Bracket – End View



SPECIFICATION						
1. FIXTURE	2. FIXTURE WATTAGE	3. VOLTAGE	4. LIGHT SOURCE	5. REFLECTOR	6. CORD / PLUG	7. MOUNTING
NXT-LP 315W RST	315 Watts	240V 277V 347V	315W PL. Light CMH [†] <small>[†]Protected[®] CMH lamp (CMP), rated for use in open luminaires</small>	Delta	Consult Factory	NXT-LP 2" x 1" Truss Bracket NXT-LP 1-5/8" Track Bracket

Warranty Terms: Fixtures warranted for four (4) years; electronic drivers four (4) years; CMH Lamps one (1) year or 6,000 burning hours, whichever comes first.