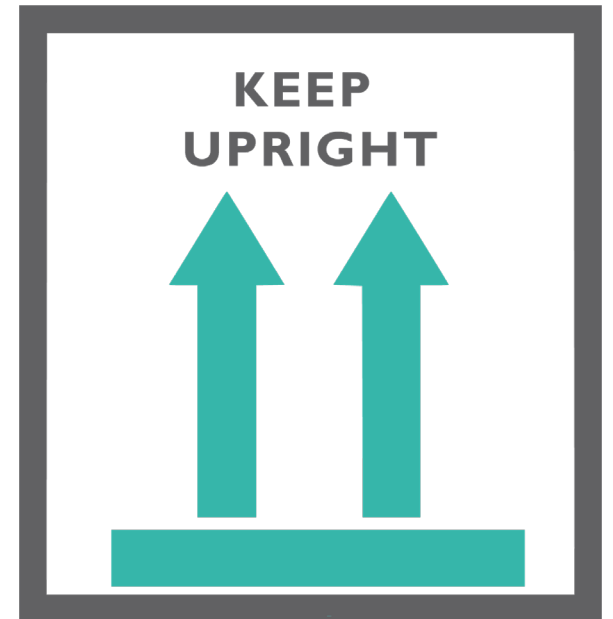
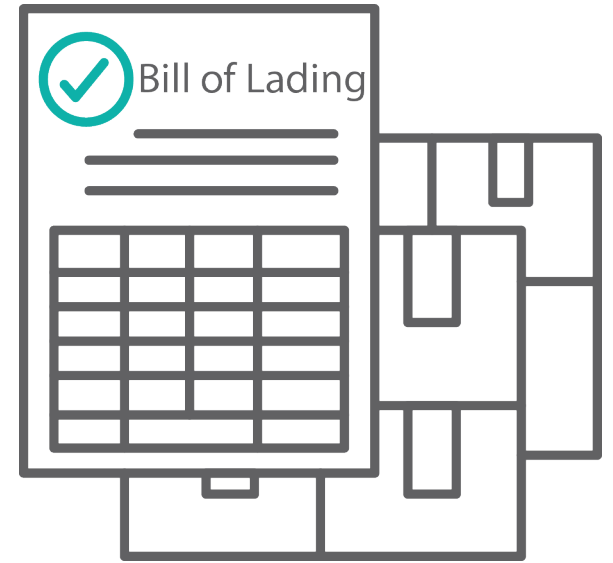
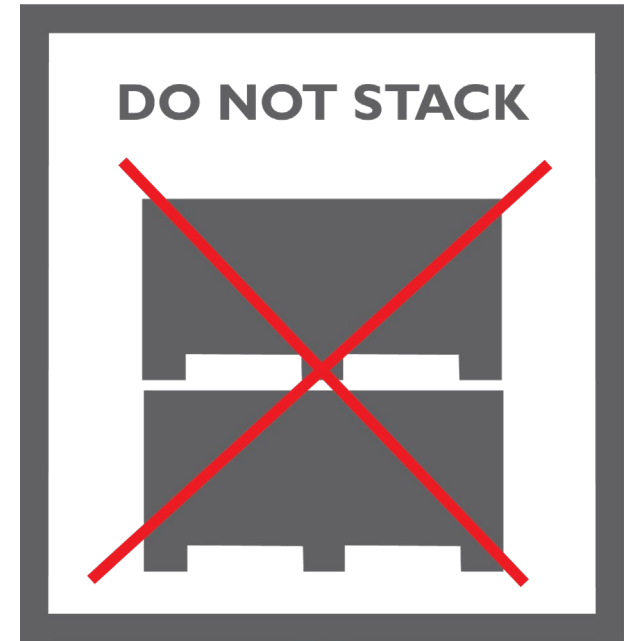




Unboxing your TriPlane Luminaires



Receiving your luminaires



Storing your luminaires

1

Cut & remove
outside straps




Remove plastic
shrink wrap

2



3

With one person supporting each side, lift box enclosure up to remove





layer 1

layer 2

layer 3

4

Carefully cut straps securing luminaires one layer at a time and unpack individually from the top

P.L. LIGHT SYSTEMS

PRODUCTS +

PROJECTS +

WHERE TO BUY +

KNOWLEDGE CENTER -

LIGHT/ENERGY
CALCULATOR

RESOURCES

EXPERT ARTICLES

CULTIVATION GUIDES

TriPlane



TRIPANE BROCHURE



TRIPANE SPEC SHEET



TRIPANE INSTALLATION INSTRUCTIONS



pplight.com/resources

Refer to the TriPlane installation instructions before mounting your luminaires